

**OUTER  
TITLE PAGE**

**Delete before  
printing.**

**ISTANBUL TECHNICAL UNIVERSITY  
ELECTRICAL-ELECTRONICS FACULTY**

Please read this project report guideline before you start writing your project. Details about project report writing are available in the guideline. This template is just intended to simplify and to be as an example at your report writing. Some of the details are not available in the template.

**Please delete this note before printing.**

**PROJECT TITLE HERE  
SECOND LINE IF NECESSARY  
THIRD LINE IF NECESSARY, FIT TITLE IN THREE LINES**

If the report will be written on this template, before printing **Review > Tracking > Original** should be selected for the descriptions not to appear in of the output.

**Please delete this note before printing.**

**SENIOR DESIGN PROJECT**

**Name SURNAME of student  
Name SURNAME of student  
Name SURNAME of student**

...

**ELECTRONICS AND COMMUNICATION ENGINEERING  
DEPARTMENT**

**MONTH YEAR OF REPORT**

**INNER TITLE  
PAGE  
(English)**

**Delete before  
printing.**

**ISTANBUL TECHNICAL UNIVERSITY  
ELECTRICAL-ELECTRONICS FACULTY**

**PROJECT TITLE HERE  
SECOND LINE IF NECESSARY  
THIRD LINE IF NECESSARY, FIT TITLE IN THREE LINES**

**SENIOR DESIGN PROJECT**

**Name SURNAME of student  
(Student ID)**

**Name SURNAME of student  
(Student ID)**

**Name SURNAME of student  
(Student ID)**

**...**

**ELECTRONICS AND COMMUNICATION ENGINEERING  
DEPARTMENT**

**Project Advisor: Prof. Dr. Name SURNAME**

**MONTH YEAR OF REPORT**

**INNER TITLE  
PAGE  
(Turkish)**

**Delete before  
printing.**

**İSTANBUL TEKNİK ÜNİVERSİTESİ  
ELEKTRİK-ELEKTRONİK FAKÜLTESİ**

**PROJE BAŞLIĞI BURAYA GELİR  
GEREKLİ İSE İKİNCİ SATIR  
GEREKLİ İSE ÜÇÜNCÜ SATIR, ÜÇ SATIRA SİĞDIRİNİZ**

**LİSANS BİTİRME TASARIM PROJESİ**

**Öğrenci Adı SOYADI  
(Öğrenci No)**

**Öğrenci Adı SOYADI  
(Öğrenci No)**

**Öğrenci Adı SOYADI  
(Öğrenci No)**

**Proje Danışmanı: Prof. Dr. Ad SOYAD**

**ELEKTRONİK VE HABERLEŞME MÜHENDİSLİĞİ BÖLÜMÜ**

**MAYIS, 2018**

We are submitting the Senior Design Project Report entitled as “PROJECT TITLE”. The Senior Design Project Report has been prepared as to fulfill the relevant regulations of the Electronics and Communication Engineering Department of Istanbul Technical University. We hereby confirm that we have realized all stages of the Senior Design Project work by ourselves and we have abided by the ethical rules with respect to academic and professional integrity .

**Name SURNAME** .....  
(Student ID)

**Name SURNAME** .....  
(Student ID)

**Name SURNAME** .....  
(Student ID)

## **FOREWORD**

For the foreword, single line spacing must be set. The foreword, written as the first page of the project must not exceed 2 pages.

The acknowledgements must be given in this section.

After the foreword text, name of the authors (right-aligned), and the date (as month and year) must be written (left-aligned). These two expressions must be in the same line.

May 2020

Name SURNAME  
Name SURNAME  
Name SURNAME



## TABLE OF CONTENTS

	<u>Page</u>
<b>FOREWORD</b> .....	iv
<b>TABLE OF CONTENTS</b> .....	vii
<b>ABBREVIATIONS</b> .....	ix
<b>SYMBOLS</b> .....	x
<b>LIST OF TABLES</b> .....	xi
<b>LIST OF FIGURES</b> .....	xii
<b>SUMMARY</b> .....	xiii
<b>ÖZET</b> .....	xiv
<b>1. INTRODUCTION – MAIN TITLES (FIRST LEVEL TITLE)</b> .....	<b>1</b>
1.1 Purpose of Project (Second Level Title: First Letters Capital) .....	1
1.1.1 Third level title: Only first letter capital .....	1
1.1.2 Third level title .....	2
1.1.2.1 Fourth level title: Only first letter capital.....	2
1.1.2.2 Fourth level title: Only first letter capital.....	2
1.2 Literature Review .....	3
<b>2. TABLES AND FIGURES</b> .....	<b>5</b>
2.1 Figure Citations and Figure Example.....	5
2.2 Landscape-oriented, full-page figure .....	7
2.3 Table Citations and Table Example .....	9
2.4 Landscape-oriented, full-page table .....	10
<b>3. MAIN TEXT BODY</b> .....	<b>13</b>
3.1 Body Texts .....	13
3.1.1 Page Margins.....	13
3.1.2 Equations.....	14
3.1.3 Process based model: SWAT .....	15
3.1.4 Multi variable analysis .....	16
3.2 Practical Applications .....	17
3.3 Application Data .....	17
<b>4. REFERENCES, QUOTINGS AND FOOTNOTES</b> .....	<b>19</b>
4.1 Citing (indication of references in main text body) .....	19
4.1.1 Citing according to surname of author.....	19
4.1.2 Citing according to order of appearance .....	20
4.2 Quoting.....	20
4.3 Footnotes .....	21
4.4 Second Level Title: First Letters Capital .....	22
4.4.1 Third level title: Only first letter capital .....	22
4.4.1.1 Fourth level title: Only first letter capital.....	22
<b>5. (IF NECESSARY) CHAPTER 5</b> .....	<b>25</b>
5.1 Practical Application of This Study .....	25
5.2 Second Level Title: First Letters Capital .....	25
5.2.1 Third level title: Only first letter capital .....	25
5.2.1.1 Fourth level title: Only first letter capital.....	25

<b>6. REALISTIC CONSTRAINTS AND CONCLUSIONS</b> .....	<b>27</b>
6.1 Possible Applications of this Project.....	27
6.2 Realistic Constraints.....	27
6.2.1 Social, environmental and economic impact.....	28
6.2.2 Cost analysis.....	28
6.2.3 Standards .....	28
6.2.4 Health and safety concerns.....	28
6.3 Future Work and Recommendations .....	28
<b>REFERENCES</b> .....	<b>29</b>
<b>APPENDICES</b> .....	<b>33</b>
APPENDIX A .....	34
<b>CURRICULUM VITAE</b> .....	<b>37</b>



## **ABBREVIATIONS**

<b>AIC</b>	: Akaike Information Criteria
<b>ANN</b>	: Artificial Neural Network
<b>App</b>	: Appendix
<b>BP</b>	: Backpropagation
<b>CGI</b>	: Common Gateway Interface
<b>ESS</b>	: Error sum-of-squares
<b>GARCH</b>	: Generalized Autoregressive Conditional Heteroskedasticity
<b>GIS</b>	: Geographic Information Systems
<b>HCA</b>	: Hierarchical Cluster Analysis
<b>Mbps</b>	: Megabits per second
<b>St</b>	: Station
<b>SWAT</b>	: Soil and Water Assessment Tool
<b>UMN</b>	: University of Minnesota

## **SYMBOLS**

<b>C</b>	: Capacitance
<b>H</b>	: The amount of heat
<b>M<sub>x</sub>, M<sub>y</sub>, M<sub>xy</sub></b>	: Torque Components
<b>N<sub>x</sub>, N<sub>y</sub>, N<sub>xy</sub></b>	: Normal Power Components
<b>q</b>	: Phase load
<b>t</b>	: Time
<b>u,v</b>	: Displacement Vector Components
<b>w</b>	: Angular velocity
<b>XC</b>	: Capacitive reactance
<b>XL</b>	: Inductive reactance
<b>α</b>	: Angle of deviation from the direction of the principal stresses
<b>ρ</b>	: Density
<b>σ<sub>x</sub>, σ<sub>y</sub>, σ<sub>xy</sub></b>	: Shell internal stresses

## LIST OF TABLES

	<u>Page</u>
<b>Table 2.1</b> : Table with single row and centered columns.....	<b>9</b>
<b>Table 2.2</b> : Table captions must be ended with a full stop.....	<b>10</b>
<b>Table 2.3</b> : Captioning in landscape-oriented pages: the most important aspect is to align the lines horizontally. lorem ipsum dolor sit amet, consetetu .....	<b>11</b>
<b>Table 4.1</b> : Example table.....	<b>23</b>
<b>Table 5.1</b> : Example table in chapter 5.....	<b>26</b>
<b>Table 6.1</b> : Example table in chapter 6.....Hata! Yer işareti tanımlanmamış.	<b>35</b>
<b>Table A.1</b> : Example table in appendix.....	<b>35</b>

## LIST OF FIGURES

	<u>Page</u>
<b>Figure 2.1</b> : All tables and figures must be horizontally centered on the page. ....	5
<b>Figure 2.2</b> : Example figure .....	7
<b>Figure 3.1</b> : Landscape-oriented, full-page figure.....	8
<b>Figure 3.2</b> : Neuron cell, adapted from (Çetin, 2003). ....	14
<b>Figure 3.3</b> : For multi-line figure captions, it is important that all the lines of the caption are aligned. ....	15
<b>Figure 3.4</b> : Figure captions must be ended with a full stop. ....	16
<b>Figure 4.1</b> : Example figure. ....	23
<b>Figure 5.1</b> : Example figure in chapter 5.....	26
<b>Figure 6.1</b> : Example figure in chapter 6.....	Hata! Yer işareti tanımlanmamış.
<b>Figure A.1</b> : Regional maps: (a)Rain. (b)Flow. (c)Evapotranspiration .....	34

## **PROJECT TITLE IN ENGLISH HERE**

### **SUMMARY**

Single line spacing must be set for summaries. For projects in Turkish, the summary in Turkish must have 400 words minimum and span 1 to 2 pages, whereas the extended summary in English must span 2-3 pages.

For projects in English, the summary in English must have 400 words minimum and span 1-2 pages, whereas the extended summary in Turkish must span 2-3 pages. A summary must briefly mention the subject of the project, the method(s) used and the conclusions derived.

References, figures and tables must not be given in Summary.

Above the Summary, the project title in first level title format (i.e., 72 pt before and 18 pt after paragraph spacing, and 1 line spacing) must be placed. Below the title, the expression **ÖZET** (for summary in Turkish) and **SUMMARY** (for summary in English) must be written horizontally centered.

It is recommended that the summary in English is placed before the summary in Turkish.

Lorem ipsum dolor sit amet, consetetur sadipscing elitr, sed diam nonumy eirmod tempor invidunt ut labore et dolore magna aliquyam erat, sed diam voluptua. At vero eos et accusam et justo duo dolores et ea rebum. Stet clita kasd gub rgren, no sea takimata sanctus est Lorem ipsum dolor sit amet, consetetur sadipscing elitr, sed diam nonumy eirmod tempor invidunt ut lab ore sit et dolore magna.

## **TÜRKÇE PROJE BAŞLIĞI BURAYA YAZILIR**

### **ÖZET**

Single line spacing must be set for summaries. For projects in Turkish, the summary in Turkish must have 400 words minimum and span 1 to 2 pages, whereas the extended summary in English must span 2-3 pages.

For projects in English, the summary in English must have 400 words minimum and span 1-2 pages, whereas the extended summary in Turkish must span 2-3 pages.

A summary must briefly mention the subject of the project, the method(s) used and the conclusions derived.

References, figures and tables must not be given in Summary.

Above the Summary, the project title in first level title format (i.e., 72 pt before and 18 pt after paragraph spacing, and 1 line spacing) must be placed. Below the title, the expression **ÖZET** (for summary in Turkish) and **SUMMARY** (for summary in English) must be written horizontally centered.

It is recommended that the summary in English is placed before the summary in Turkish.

## **1. INTRODUCTION – MAIN TITLES (FIRST LEVEL TITLE)**

First level titles must be in capitals and bold (i.e. **1. INTRODUCTION**), and placed on an odd page in the direction of reading.

Lorem ipsum dolor sit amet, consetetur sadipscing elitr, sed diam nonumy eirmod tempor invidunt ut labore et dolore magna aliquyam erat, sed diam voluptua. At vero eos et accusam et justo duo dolores et ea rebum. Stet clita kasd gub rgren, no sea takimata sanctus est Lorem ipsum dolor sit amet, consetetur sadipscing elitr, sed diam nonumy eirmod tempor invidunt ut labore sit et dolore magna.

### **1.1 Purpose of Project (Second Level Title: First Letters Capital)**

Second level titles must be bold and the first letter of each word in the title must be capital (i.e. **2.1 Process Qualification Analysis**).

Lorem ipsum dolor sit amet, consetetur sadipscing elitr, sed diam nonumy eirmod tempor invidunt ut labore et dolore magna aliquyam erat, sed diam voluptua. At vero eos et accusam et justo duo dolores et ea rebum. Stet clita kasd gub rgren, no sea takimata sanctus est Lorem ipsum dolor sit amet, consetetur sadipscing elitr, sed diam nonumy eirmod tempor invidunt ut labore sit et dolore magna.

#### **1.1.1 Third level title: Only first letter capital**

Third and fourth level titles must be bold and only the first letter of the word the title begins with must be capital (i.e. **2.1.1 Process analysis using a histogram** or **3.1.1.2 Process analysis steps**).

Lorem ipsum dolor sit amet, consetetur sadipscing elitr, sed diam nonumy eirmod tempor invidunt ut labore et dolore magna aliquyam erat, sed diam voluptua. At vero eos et accusam et justo duo dolores et ea rebum. Stet clita kasd gub rgren, no sea takimata sanctus est Lorem ipsum dolor sit amet, consetetur sadipscing elitr, sed diam nonumy eirmod tempor invidunt ut labore sit et dolore magna. Lorem ipsum dolor sit amet, consetetur sadipscing elitr, sed diam nonumy eirmod tempor invidunt.

### **1.1.2 Third level title**

Third and fourth level titles must be bold and only the first letter of the word the title begins with must be capital (i.e. **2.1.1 Process analysis using a histogram** or **3.1.1.2 Process analysis steps**).

Lorem ipsum dolor sit amet, consetetur sadipscing elitr, sed diam nonumy eirmod tempor invidunt ut labore et dolore magna aliquyam erat, sed diam voluptua. At vero eos et accusam et justo duo dolores et ea rebum. Stet clita kasd gub rgren, no sea takimata sanctus est.

#### **1.1.2.1 Fourth level title: Only first letter capital**

Third and fourth level titles must be bold and only the first letter of the word the title begins with must be capital (i.e. **2.1.1 Process analysis using a histogram** or **3.1.1.2 Process analysis steps**).

Lorem ipsum dolor sit amet, consetetur sadipscing elitr, sed diam nonumy eirmod tempor invidunt ut lab ore sit et dolore magna. Stet clita kasd gub rgren, no sea takimata sanctus est Lorem ipsum dolor sit amet, consetetur sadipscing elitr, sed diam nonumy eirmod tempor invidunt ut lab ore sit et dolore magna. Stet clita kasd gub rgren, no sea takimata sanctus est.

#### **1.1.2.2 Fourth level title: Only first letter capital**

Third and fourth level titles must be bold and only the first letter of the word the title begins with must be capital (i.e. **2.1.1 Process analysis using a histogram** or **3.1.1.2 Process analysis steps**).

#### **Fifth level title: No numbering after fourth level titles**

Lorem ipsum dolor sit amet, consetetur sadipscing elitr, sed diam nonumy eirmod tempor invidunt ut lab ore sit et dolore magna. Stet clita kasd gub rgren, no sea takimata sanctus est Lorem ipsum dolor sit amet, consetetur sadipscing elitr, sed diam nonumy eirmod tempor invidunt ut lab ore sit et dolore magna. Stet clita kasd gub rgren, no sea takimata sanctus est. Lorem ipsum dolor sit amet, consetetur sadipscing elitr, sed diam nonumy eirmod tempor invidunt ut lab ore sit et dolore magna. Stet clita kasd gub rgren, no sea takimata sanctus est. Lorem ipsum dolor sit amet, consetetur sadipscing elitr, sed diam nonumy eirmod tempor invidunt ut lab ore sit et dolore magna. Stet clita kasd gub rgren, no sea takimata sanctus est. Lorem ipsum dolor sit amet, consetetur sadipscing elitr, sed diam nonumy eirmod tempor invidunt ut lab ore sit et dolore magna. Stet clita kasd gub rgren, no sea takimata sanctus est.



magna. Stet clita kasd gub rgren, no sea takimata sanctus est. Lorem ipsum dolor sit amet, consetetur sadipscing elitr, sed diam nonumy.

## **1.2 Literature Review**

Lorem ipsum dolor sit amet, consetetur sadipscing elitr, sed diam nonumy eirmod tempor invidunt ut labore et dolore magna aliquyam erat, sed diam voluptua. At vero eos et accusam et justo duo dolores et ea rebum. Stet clita kasd gub rgren, no sea takimata sanctus est Lorem ipsum dolor sit amet, consetetur sadipscing elitr, sed diam nonumy eirmod tempor invidunt ut labore et dolore magna aliquyam erat, sed diam voluptua. At vero eos et accusam et justo duo dolores et ea rebum. Stet clita kasd gub rgren, no sea takimata sanctus est Lorem ipsum dolor sit amet, consetetur sadipscing elitr, sed diam nonumy eirmod tempor invidunt ut labore et dolore magna aliquyam erat, sed diam voluptua. At vero eos et accusam et justo duo dolores et ea rebum. Stet clita kasd gub rgren, no sea takimata sanctus est Lorem ipsum dolor sit amet, consetetur sadipscing elitr, sed diam nonumy eirmod tempor invidunt ut labore et dolore magna aliquyam erat, sed diam voluptua. At vero eos et accusam et justo duo dolores et ea rebum. Stet clita kasd gub rgren, no sea takimata sanctus est



## 2. TABLES AND FIGURES

### 2.1 Figure Citations and Figure Example

Tables and figures given in appendices must be numbered with the number of the appendix they are in (i.e. Table A.1, Table A.2, Figure A.1, Figure A.2).

In tables and figures, font size could be reduced to 8 pt, if necessary.

Tables must be prepared using the same font type as the project. The font type used in figures must be consistent throughout the project.

Tables and figures must be placed after they are first cited in the main text body, but must be as close as possible, in accordance with the rules in this guideline (Figure 2.1). All tables and figures must be cited before they are used in the main text body (Table 1.1).

All tables and figures must be horizontally centered on the page.



**Figure 2.1** : All tables and figures must be horizontally centered on the page.

The numbering of the tables and the figures must be such that the first number is the number of the chapter the table/figure is placed under (for appendices, the letter of the appendix), and the second number is the number of order (i.e. Table 1.2, Figure 3.5, Table A.1, Figure B.5). The words “Table” and “Figure” and numbers must be bold.

For table numbers and captions, 1 line spacing, 12 pt (before) and 6 pt (after) paragraph spacing must be set. Table captions must be ended with a full stop. A table and its caption must be on the same page.

Multiple tables/figures could be placed on one page, however, table/figures spanning more than 4 consecutive pages must be given in appendices rather than the main text body.

The first paragraph following a table must have 12 pt (before) and 6 pt (after) paragraph spacing. Titles following a table must have the standard formatting as previously specified.

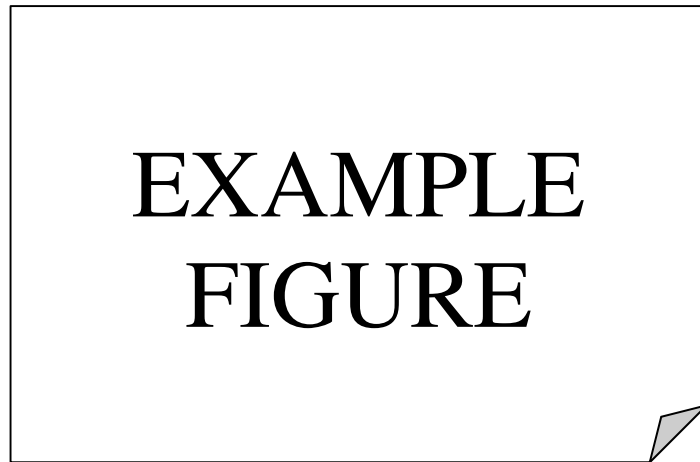
Footnotes for a table must be written with 1 line spacing and a font size 2 pt smaller than the main text body.

For figure numbers and captions, 1 line spacing, 6 pt (before) and 12 pt (after) paragraph spacing must be set. Figure captions must be ended with a full stop. A figure and its caption must be on the same page.

For figures spanning more than one page, the same number and caption must be written below the continued figure, with the expression "continued" added in brackets (i.e. **Table 1.1 (continued):** Metal composition of wastes. **Figure 1.1 (continued):** Water supply network of ISTANBUL.).

It is recommended that elements that increase the page thickness and disrupt the binding structure of theses such as folded pages or additional items embedded on pages are given as appendices.

Figure 2.2 Sed diam nonummy eirmod tempor invidunt ut labore et dolore magna aliquyam erat, sed diam voluptua. At vero eos et accusam et justo duo dolores et ea rebum. Lorem ipsum dolor sit amet, consetetur sadipscing elitr, sed diam nonummy eirmod tempor invidunt ut labore et dolore magna aliquyam erat, sed diam voluptua. At vero eos et accusam et justo duo dolores et ea rebum. At vero eos et accusam et justo duo dolores et ea rebum. At vero eos et accusam et justo duo dolores et ea rebum. At vero eos et accusam et justo duo dolores et ea rebum. At vero eos et accusam et justo duo dolores et ea rebum. At vero eos et accusam et justo duo dolores et ea rebum.



**Figure 2.2 :** Example figure.

Lorem ipsum dolor sit amet, consetetur sadipscing elitr, sed diam nonumy eirmod tempor invidunt ut labore et dolore magna aliquyam erat, sed diam voluptua. At vero eos et accusam et justo duo dolores et ea rebum. At vero eos et accusam et justo duo dolores et ea rebum. At vero eos et accusam et justo duo dolores et ea rebum.

## **2.2 Landscape-oriented, full-page figure**

Lorem ipsum dolor sit amet, consetetur sadipscing elitr, sed diam nonumy eirmod tempor invidunt ut labore et dolore magna aliquyam erat, sed diam voluptua. At vero eos et accusam et justo duo dolores et ea rebum (Figure 2.3). Lorem ipsum dolor sit amet, consetetur sadipscing elitr, sed diam nonumy eirmod tempor invidunt ut labore et dolore magna aliquyam erat, sed diam voluptua. At vero eos et accusam et justo duo dolores et ea rebum.

Lorem ipsum dolor sit amet, consetetur sadipscing elitr, sed diam nonumy eirmod tempor invidunt ut labore et dolore magna aliquyam erat, sed diam voluptua. At vero eos et accusam et justo duo dolores et ea rebum. Lorem ipsum dolor sit amet, consetetur sadipscing elitr, sed diam nonumy eirmod tempor invidunt ut labore et dolore magna aliquyam erat, sed diam voluptua. At vero eos et accusam et justo duo dolores et ea rebum. Lorem ipsum dolor sit amet, consetetur sadipscing elitr, sed diam nonumy eirmod tempor invidunt ut labore et dolore magna aliquyam erat, sed diam voluptua. At vero eos et accusam et justo duo dolores et ea rebum.

# EXAMPLE FIGURE

**Figure 3.1** : Landscape-oriented, full-page figure.

Lorem ipsum dolor sit amet, consetetur sadipscing elitr, sed diam nonumy eirmod tempor invidunt ut labore et dolore magna aliquyam erat, sed diam voluptua. At vero eos et accusam et justo duo dolores et ea rebum. Lorem ipsum dolor sit amet, consetetur sadipscing elitr, sed diam nonumy eirmod tempor invidunt ut labore et dolore magna aliquyam erat, sed diam voluptua. At vero eos et accusam et justo duo dolores et ea rebum. Lorem ipsum dolor sit amet, consetetur sadipscing elitr, sed diam nonumy eirmod tempor invidunt ut labore et dolore magna aliquyam erat, sed diam voluptua. At vero eos et accusam et justo duo dolores et ea rebum. Lorem ipsum dolor sit amet, consetetur sadipscing elitr, sed diam nonumy eirmod tempor invidunt ut labore et dolore magna aliquyam erat, sed diam voluptua. At vero eos et accusam et justo duo dolores et ea rebum. Lorem ipsum dolor sit amet, consetetur sadipscing elitr, sed diam nonumy eirmod tempor invidunt ut labore et dolore magna aliquyam erat, sed diam voluptua. At vero eos et accusam et justo duo dolores et ea rebum.

### 2.3 Table Citations and Table Example

Lorem ipsum dolor sit amet, consetetur sadipscing elitr, sed diam nonumy eirmod tempor invidunt ut labore et dolore magna aliquyam erat, sed diam voluptua. At vero eos et accusam et justo duo dolores et ea rebum. Stet clita kasd gub rgren, no sea takimata sanctus est Lorem ipsum dolor sit amet, consetetur sadipscing elitr, sed diam nonumy eirmod tempor invidunt ut labore et dolore magna.

As seen in Table 2.1 lorem ipsum dolor sit amet, consetetur sadipscing elitr, sed diam nonumy eirmod tempor invidunt ut labore et dolore magna aliquyam erat, sed diam voluptua. At vero eos et accusam et justo duo dolores et ea rebum. Stet clita kasd gub rgren, no sea takimata sanctus est Lorem ipsum dolor sit amet, consetetur sadipscing elitr, sed diam nonumy eirmod tempor invidunt ut labore et dolore magna.

**Table 2.1 :** Table with single row and centered columns.

Column A	Column B	Column C	Column D
Row A	Row A	Row A	Row A
Row B	Row B	Row B	Row B
Row C	Row C	Row C	Row C

Lorem ipsum dolor sit amet, consetetur sadipscing elitr, sed diam nonumy eirmod tempor invidunt ut labore et dolore magna aliquyam erat, sed diam voluptua. At vero eos et accusam et justo duo dolores et ea rebum.

Lorem ipsum dolor sit amet, consetetur sadipscing elitr, sed diam nonumy eirmod tempor invidunt ut labore et dolore magna aliquyam erat, sed diam voluptua. At vero eos et accusam et justo duo dolores et ea rebum. Stet clita kasd gub rgren, no sea takimata sanctus est Lorem ipsum dolor sit amet, consetetur sadipscing elitr, sed diam nonumy eirmod tempor invidunt ut lab ore sit et dolore magna. Lorem ipsum dolor sit amet, consetetur sadipscing elitr, sed diam nonumy eirmod tempor invidunt ut labore et dolore magna aliquyam erat, sed diam voluptua. At vero eos et accusam et justo duo dolores et ea rebum.

**Table 2.2 :** Table captions must be ended with a full stop.

Column A	Column B	Column C	Column D
Row A	Row A	Row A	Row A
Row B	Row B	Row B	Row B
Row C	Row C	Row C	Row C

Lorem ipsum dolor sit amet, consetetur sadipscing elitr, sed diam nonumy eirmod tempor invidunt ut labore et dolore magna aliquyam erat, sed diam voluptua. At vero eos et accusam et justo duo dolores et ea rebum. Stet clita kasd gub rgren, no sea takimata sanctus est Lorem ipsum dolor sit amet, consetetur sadipscing elitr, sed diam nonumy eirmod tempor invidunt ut lab ore sit et dolore magna. Lorem ipsum dolor sit amet, consetetur sadipscing elitr, sed diam nonumy eirmod tempor invidunt ut labore et dolore magna aliquyam erat, sed diam voluptua. At vero eos et accusam et justo duo dolores et ea rebum.

**2.4 Landscape-oriented, full-page table**

Lorem ipsum dolor sit amet, consetetur sadipscing elitr, sed diam nonumy eirmod tempor invidunt ut labore et dolore magna aliquyam erat, sed diam voluptua. At vero eos et accusam et justo duo dolores et ea rebum. Stet clita kasd gub rgren, no sea takimata sanctus est Lorem ipsum dolor sit amet, consetetur sadipscing elitr, sed diam nonumy eirmod tempor invidunt ut lab ore sit et dolore magna.



**Table 2.3 :** Captioning in landscape-oriented pages: the most important aspect is to align the lines horizontally. lorem ipsum dolor sit amet, consetetu.

Parametre	Column 2	Column 3	Column 4			Column 5	
			Sub-column	Sub-column	Sub-column	Sub-column	Sub-column
Row 1	-7.680442	7.6986348	0.00	0.00	0.00	12	12
Row 2	140	-	0.50	0.00	0.00	0	0
Row 3	37.174357	37.16192697	0.00	0.00	0.00	0	24
Row 4	140	-	0.50	0.00	0.00	0	0
Row 5	37.174357	37.16192697	0.00	0.00	0.00	0	24
Row 6	140	-	0.50	0.00	0.00	0	0
Row 7	37.174357	37.16192697	0.00	0.00	0.00	0	24
Row 8	140	-	0.50	0.00	0.00	0	0
Row 9	37.174357	37.16192697	0.00	0.00	0.00	0	24
Row 10	140	-	0.50	0.00	0.00	0	0
Row 11	37.174357	37.16192697	0.00	0.00	0.00	0	24
Row 12	140	-	0.50	0.00	0.00	0	0
Row 13	37.174357	37.16192697	0.00	0.00	0.00	0	24
Row 14	140	-	0.50	0.00	0.00	0	0
Row 15	37.174357	37.16192697	0.00	0.00	0.00	0	24

**Table 2.3 (continued)** : Captioning in landscape-oriented pages: the most important aspect is to align the lines horizontally. lorem ipsum dolor sit amet, consetetu.

Parametre	Column 2	Column 3	Column 4			Column 5	
			Sub-column	Sub-column	Sub-column	Sub-column	Sub-column
Row 16	-7.680442	7.6986348	0.00	0.00	0.00	12	12
Row 17	140	-	0.50	0.00	0.00	0	0
Row 18	37.174357	37.16192697	0.00	0.00	0.00	0	24
Row 19	140	-	0.50	0.00	0.00	0	0
Row 20	37.174357	37.16192697	0.00	0.00	0.00	0	24
Row 21	140	-	0.50	0.00	0.00	0	0
Row 22	37.174357	37.16192697	0.00	0.00	0.00	0	24
Row 23	140	-	0.50	0.00	0.00	0	0

### 3. MAIN TEXT BODY

#### 3.1 Body Texts

Lorem ipsum dolor sit amet, consetetur sadipscing elitr, sed diam nonumy eirmod tempor invidunt ut labore et dolore magna aliquyam erat, sed diam voluptua. At vero eos et accusam et justo duo dolores et ea rebum. Stet clita kasd gub rgren, no sea takimata sanctus est Lorem ipsum dolor sit amet, consetetur sadipscing elitr, sed diam nonumy eirmod tempor invidunt ut lab ore sit et dolore magna.

Lorem ipsum dolor sit amet, consetetur sadipscing elitr, sed diam nonumy eirmod tempor invidunt ut labore et dolore magna aliquyam erat, sed diam voluptua. At vero eos et accusam et justo duo dolores et ea rebum. Stet clita kasd gub rgren, no sea takimata sanctus est Lorem ipsum dolor sit amet, consetetur sadipscing elitr, sed diam nonumy eirmod tempor invidunt ut lab ore sit et dolore magna.

##### 3.1.1 Page Margins

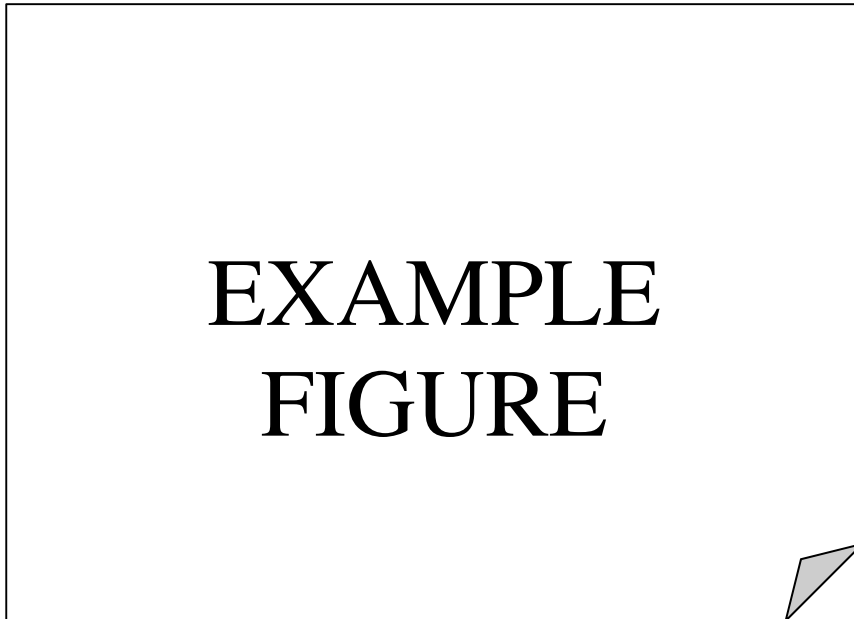
Lorem ipsum dolor sit amet, consetetur sadipscing elitr, sed diam Lorem ipsum dolor sit amet, consetetur sadipscing elitr, sed diam nonumy eirmod tempor invidunt ut labore et dolore magna aliquyam erat, sed diam voluptua. At vero eos et accusam et justo duo dolores et ea rebum (Figure 3.1).



The gap at the bottom of the page is 2.5 cm.

Keeping more redundant space is incorrect. So, this gap should not be. Texts, tables, figures, etc. in the pages must be arranged considering this situation.

- Figures, tables can be enlarged and be reduced.
- The explanations except from the first reference about the figure or table can be placed either before the figure/table or after.
- After referring to a figure or table it is placed to the closest and convenient location. Convenient location must be arranged considering the gap at the bottom of the page.



**Figure 3.2** : Neuron cell, adapted from (Çetin, 2003).

Lorem ipsum dolor sit amet, consetetur sadipscing elitr, sed diam nonumy eirmod tempor invidunt ut labore et dolore magna aliquyam erat, sed diam voluptua. At vero eos et accusam et justo duo dolores et ea rebum. Stet clita kasd gub rgren, no sea takimata sanctus est Lorem ipsum dolor sit amet, consetetur sadipscing elitr, sed diam nonumy eirmod tempor invidunt ut lab ore sit et dolore magna.

At vero eos et accusam et justo duo dolores et ea rebum. Stet clita kasd gub rgren, no sea takimata sanctus est Lorem ipsum dolor sit amet, consetetur sadipscing elitr, sed diam nonumy eirmod tempor invidunt ut lab ore sit et dolore magna.

Lorem ipsum dolor sit amet, consetetur sadipscing elitr, sed diam nonumy eirmod tempor invidunt ut labore et dolore magna aliquyam erat, sed diam voluptua. At vero eos et accusam et justo duo dolores et ea rebum. Stet clita kasd gub rgren, no sea takimata sanctus est Lorem ipsum dolor sit amet, consetetur sadipscing elitr, sed diam nonumy eirmod tempor invidunt ut lab ore sit et dolore magna.

### **3.1.2 Equations**

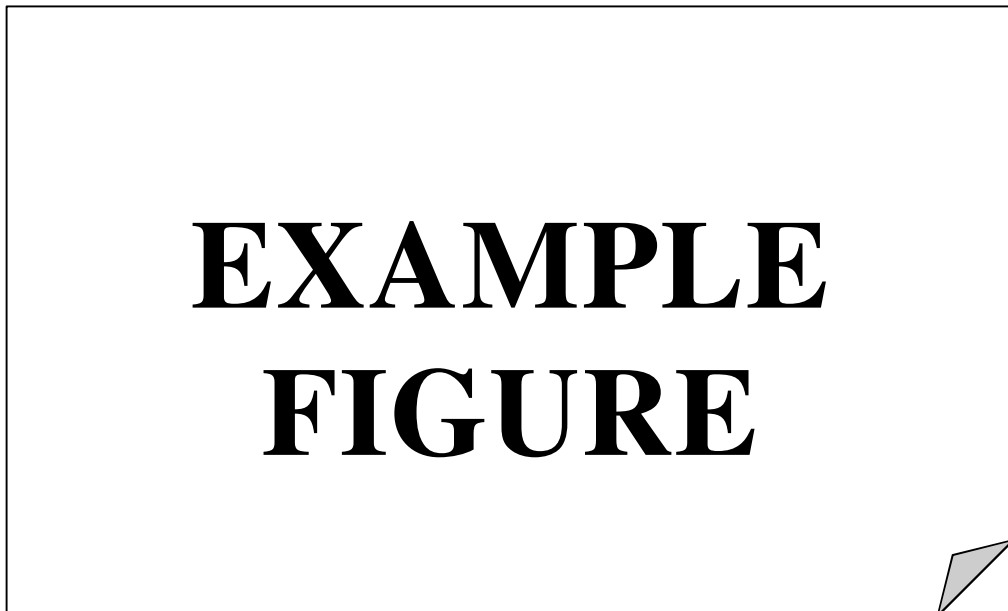
Lorem ipsum dolor sit amet, consetetur sadipscing elitr, sed diam nonumy eirmod tempor invidunt ut labore et dolore magna aliquyam erat, sed diam voluptua. At vero eos et accusam et justo duo dolores et ea rebum. Stet clita kasd gub rgren, no sea takimata sanctus est Lorem ipsum dolor sit amet, consetetur sadipscing elitr, sed diam nonumy eirmod tempor invidunt ut lab ore sit et dolore magna equation (3.1).

$$y_t = \phi_1 \cdot y_{t-1} + \varepsilon_t \quad (3.1)$$

Each parameter is described. As seen in equation 3.1, or in 3.1. Lorem ipsum dolor sit amet, consetetur sadipscing elitr, sed diam nonumy eirmod tempor invidunt ut labore et dolore equation 3.1'in magna aliquyam erat.

### 3.1.3 Process based model: SWAT

Lorem ipsum dolor sit amet, consetetur sadipscing elitr, sed diam nonumy eirmod tempor invidunt ut labore et dolore magna aliquyam erat, sed diam voluptua. At vero eos et accusam et justo duo dolores et ea rebum. Stet clita kasd gub rgren, no sea takimata sanctus est Lorem ipsum dolor sit amet, consetetur sadipscing elitr, sed diam nonumy eirmod tempor invidunt ut lab ore sit et dolore magna.

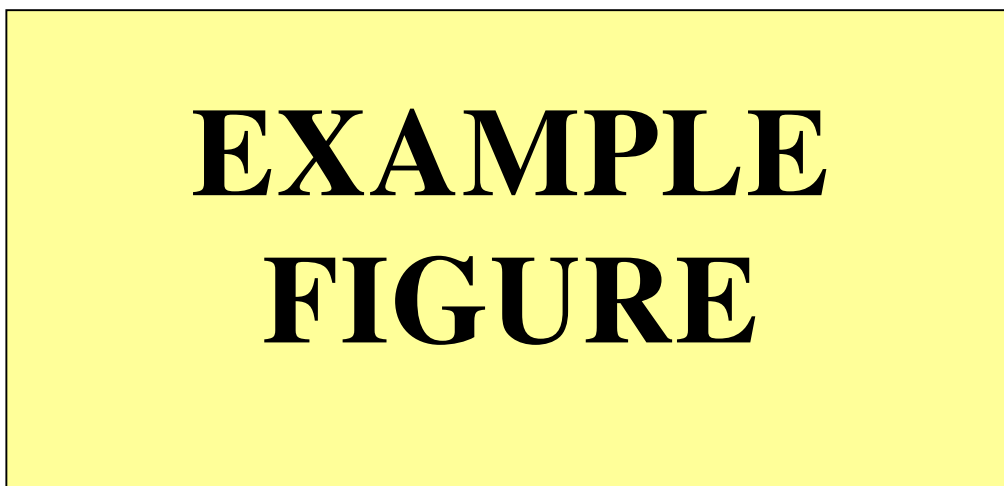


**Figure 3.3 :** For multi-line figure captions, it is important that all the lines of the caption are aligned.

Lorem ipsum dolor sit amet, consetetur sadipscing elitr, sed diam nonumy eirmod tempor invidunt ut labore et dolore magna aliquyam erat, sed diam voluptua. At vero eos et accusam et justo duo dolores et ea rebum. Stet clita kasd gub rgren, no sea takimata sanctus est Lorem ipsum dolor sit amet, consetetur sadipscing elitr, sed diam nonumy eirmod tempor invidunt ut lab ore sit et dolore magna.

### 3.1.4 Multi variable analysis

Lorem ipsum dolor sit amet, consetetur sadipscing elitr, sed diam nonumy eirmod tempor invidunt ut labore et dolore magna aliquyam erat, sed diam voluptua. At vero eos et accusam et justo duo dolores et ea rebum. Stet clita kasd gub rgren, no sea takimata sanctus est Lorem ipsum dolor sit amet, consetetur sadipscing elitr, sed diam nonumy eirmod tempor invidunt ut labore et dolore magna (3.2). Lorem ipsum dolor sit amet, consetetur sadipscing elitr, sed diam nonumy eirmod tempor invidunt ut labore et dolore magna aliquyam erat, sed diam voluptua. At vero eos et accusam et justo duo dolores et ea rebum. Lorem ipsum dolor sit amet, consetetur sadipscing elitr, sed diam nonumy eirmod tempor invidunt ut labore et dolore magna aliquyam erat, sed diam voluptua. At vero eos et accusam et justo duo dolores et ea rebum. Lorem ipsum dolor sit amet, consetetur sadipscing elitr, sed diam nonumy eirmod tempor invidunt ut labore et dolore magna aliquyam erat, sed diam voluptua. At vero eos et accusam et justo duo dolores et ea rebum.



**Figure 3.4 :** Figure captions must be ended with a full stop.

$$D(C_A, C_B) = \min_{X_A \in C_A, X_B \in C_B} d(X_A, X_B) \quad (3.2)$$

Lorem ipsum dolor sit amet, consetetur sadipscing elitr, sed diam nonumy eirmod tempor invidunt ut labore et dolore magna aliquyam erat, sed diam voluptua. Lorem ipsum dolor sit amet, consetetur sadipscing elitr, sed diam nonumy eirmod tempor invidunt ut labore et dolore magna aliquyam erat, sed diam voluptua. At vero eos et accusam et justo duo dolores et ea rebum.

### **3.2 Practical Applications**

Lorem ipsum dolor sit amet, consetetur sadipscing elitr, sed diam nonumy eirmod tempor invidunt ut labore et dolore magna aliquyam erat, sed diam voluptua. At vero eos et accusam et justo duo dolores et ea rebum. Stet clita kasd gubergren, no sea takimata sanctus est Lorem ipsum dolor sit amet, consetetur sadipscing elitr, sed diam nonumy eirmod tempor invidunt ut labore et dolore magna.

Lorem ipsum dolor sit amet, consetetur sadipscing elitr, sed diam nonumy eirmod tempor invidunt ut labore et dolore magna aliquyam erat, sed diam voluptua. At vero eos et accusam et justo duo dolores et ea rebum. Stet clita kasd gubergren, no sea takimata sanctus est Lorem ipsum dolor sit amet, consetetur sadipscing elitr, sed diam nonumy eirmod tempor invidunt ut labore et dolore magna.

### **3.3 Application Data**

Lorem ipsum dolor sit amet, consetetur sadipscing elitr, sed diam nonumy eirmod tempor invidunt ut labore et dolore magna aliquyam erat, sed diam voluptua. At vero eos et accusam et justo duo dolores et ea rebum. Stet clita kasd gubergren, no sea takimata sanctus est Lorem ipsum dolor sit amet, consetetur sadipscing elitr, sed diam nonumy eirmod tempor invidunt ut labore et dolore magna (Nelson, 1988).

Lorem ipsum dolor sit amet, consetetur sadipscing elitr, sed diam nonumy eirmod tempor invidunt ut labore et dolore magna aliquyam erat, sed diam voluptua. At vero eos et accusam et justo duo dolores et ea rebum. Lorem ipsum dolor sit amet, consetetur sadipscing elitr, sed diam nonumy eirmod tempor invidunt ut labore et dolore magna aliquyam erat, sed diam voluptua.





## **4. REFERENCES, QUOTINGS AND FOOTNOTES**

In this section, information will be given about how citations, quotations and footnotes should be.

### **4.1 Citing (indication of references in main text body)**

#### **4.1.1 Citing according to surname of author**

References are cited with the surname of author and year. In the references section, the references are listed alphabetically according to the surname of the author.

Citing of a reference at the beginning of or within a sentence must be as Boran (2003), whereas a citation at the end of a sentence must be as (Boran, 2003). The full-stop is placed directly after the citation.

A reference with two authors must be cited as Yılmaz and Johnson (2004) at the beginning of or within a sentence, or as (Yılmaz and Johnson, 2004) at the end of a sentence.

A reference with more than two authors must be cited as Yılmaz et al. (2004) at the beginning of or within a sentence, or as (Yılmaz et al, 2004) at the end of a sentence.

Different publications of an author published in the same year must be cited as Feray (2005a), Feray (2005b).

While citing a part of a publication; the number of the page the cited material (chapter, table, figure, or equation) is on must be indicated. While citing, the expression “page” must be abbreviated, but “chapter” must not. For example; (Centers for Disease Control and Prevention, 2005, p. 10), (Shimamura, 1989, Chapter 3).

Citing multiple publications in one pair of brackets; (Berndt, 2002; Harlow, 1983)

Citing personal communication in main text body; (V.–G. Nguyen, personal communication, September 28, 1998), (J. Smith, personal communication, August 15, 2009).

In the references section, reference tags must be listed according to the surname of author.

For citing of secondary references (In case the reference cites another reference), the secondary reference must be cited in brackets. In the references section, the reference tag is organized according to the secondary reference, the original reference must not be used as a tag. For example; In his e-mails, Smith argued that asynchronous line dancing would be the next Internet meme (as cited in Jones, 2010).

#### **4.1.2 Citing according to order of appearance**

References are cited by numbering and indicating the number in square brackets ([ ]) in the main text body. The first reference cited in a project is numbered [1] and the following references are numbered according to the order of appearance.

In the main text body, references must be cited as specified below:

[1] Reference no. 1

[1-3] References from no.1 to 3 (thus, references 1,2 and 3)

[1,3] References no. 1 and 3

[1,3,8] References no.1, 3 and 8

[1,3-8] References no.1, and from no.3 to 8 (thus, references 1, 3, 4, 5, 6, 7 and 8)

Different volumes of a reference must be cited and numbered individually.

#### **4.2 Quoting**

Generally, quoting is done by remaining faithful to the original text in terms of words, spelling and punctuation. In case there is a mistake, the correct version is written in square brackets in the quoted text.

Short quotations (not longer than 40 words) must be given in quotation marks. Following the text quoted, the reference must be written and a full-stop must be placed afterwards.

Quotations longer than 40 words must not be shown in quotation marks. Instead, they must be indented 1 tab space (1.27 cm) from the left side of the page. The font size for long quotations indented from the left must be 2 pt smaller than the font size used in

main text body. However, it is not advised to quote very long texts and to quote very frequently. Unlike short quotations, references of long quotations must be placed after the full stop. (i.e., (p.196))

Example for a quotation at the beginning of a sentence;

According to Jones (1998), "Students often had difficulty using APA style, especially when it was their first time" (p. 199).

Example for a quotation in the middle of a sentence;

Interpreting these results, Robbins et al. (2003) suggested that the "therapists in dropout cases may have inadvertently validated parental negativity about the adolescent without adequately responding to the adolescent's needs or concerns" (p. 541) contributing to an overall climate of negativity.

Example for a quotation at the end of a sentence;

Confusing this issue is the overlapping nature of roles in palliative care, whereby "medical needs are met by those in the medical disciplines; nonmedical needs may be addressed by anyone on the team" (Csikai & Chaitin, 2006, p. 112).

Detailed information on quoting could be found on websites of Graduate Schools and associated links.

### **4.3 Footnotes**

Footnotes could be used in theses to add content-expanding, content-enhancing, or additional information<sup>1</sup>.

Footnote numbers must be placed directly after a quotation. In case the quotation is a paragraph, the footnote numbers must be placed directly after the last word of the paragraph (as superscript). In case the quotation is a concept or a noun, footnote numbers must be placed directly after that concept or noun (as superscript).

---

<sup>1</sup> Reference display can not be done with footnotes. Footnotes could be used in theses to add content-expanding, content-enhancing, or additional information. If these informations must include references, these references must be indicated in References section.

Footnote numbers in the main text body must be indicated as subscript<sup>2</sup>, as shown. A punctuation mark must not be placed after the number.

Footnotes must be written with a font size <sup>2</sup> pt smaller than the main text body font size.

1 space must be set between footnote line and footnote number, 1/2 space must be set between footnote number and the first line of the footnote. Footnotes must be separated from the main text body with a thin horizontal line.

Detailed information on footnotes could be found on the websites of Graduate Schools and associated links.

#### **4.4 Second Level Title: First Letters Capital**

Lorem ipsum dolor sit amet, consetetur sadipscing elitr, sed diam nonumy eirmod tempor invidunt ut labore et dolore magna aliquyam erat, sed diam voluptua. At vero eos et accusam et justo duo dolores et ea rebum. Stet clita kasd gub rgren, no sea

##### **4.4.1 Third level title: Only first letter capital**

Lorem ipsum dolor sit amet, consetetur sadipscing elitr, sed diam nonumy eirmod tempor invidunt ut labore et dolore magna aliquyam erat, sed diam voluptua. At vero eos et accusam et justo duo dolores et ea rebum. Stet clita kasd gub rgren, no sea

##### **4.4.1.1 Fourth level title: Only first letter capital**

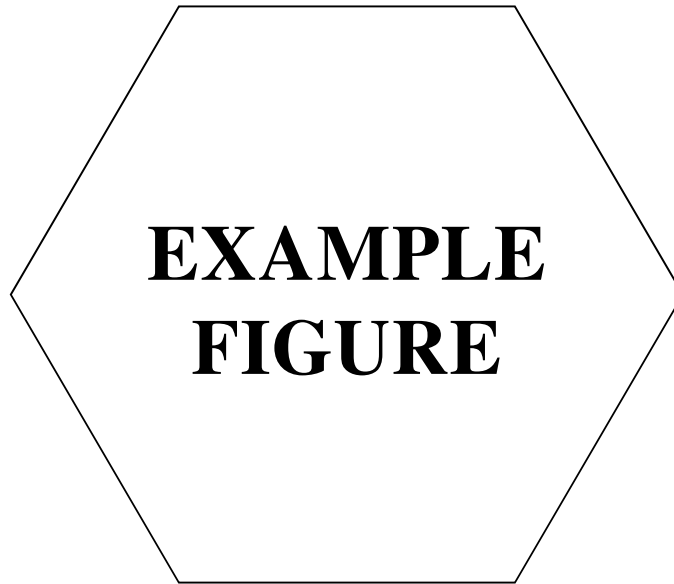
Stet clita kasd gub rgren, no sea takimata sanctus est Lorem ipsum dolor sit amet, consetetur sadipscing elitr, sed diam nonumy eirmod tempor invidunt ut lab ore sit et dolore magna.

##### **Fifth level title: Only first letter capital**

Stet clita kasd gub rgren, no sea takimata sanctus est Lorem ipsum dolor sit amet, consetetur sadipscing elitr, sed diam nonumy eirmod tempor invidunt ut lab ore sit et dolore magna.

---

<sup>2</sup> Footnotes must be written with a font size 2 pt smaller than the main text body font size.



**Figure 4.1 :** Example figure.

This indicates that the ANN is accurate at base flow and flow height values lower than 3 m.

**Table 4.1 :** Example table.

Column A	Column B	Column C	Column D
Row A	Row A	Row A	Row A
Row B	Row B	Row B	Row B
Row C	Row C	Row C	Row C

Stet clita kasd gub rgren, no sea takimata sanctus est Lorem ipsum dolor sit amet, consetetur sadipscing elitr, sed diam nonumy eirmod tempor invidunt ut lab ore sit et dolore magna. Stet clita kasd gub rgren, no sea takimata sanctus est Lorem ipsum dolor sit amet, consetetur sadipscing elitr, sed diam nonumy eirmod tempor invidunt ut lab ore sit et dolore magna.

Stet clita kasd gub rgren, no sea takimata sanctus est Lorem ipsum dolor sit amet, consetetur sadipscing elitr, sed diam nonumy eirmod tempor invidunt ut lab ore sit et dolore magna.



## **5. (IF NECESSARY) CHAPTER 5**

Lorem ipsum dolor sit amet, consetetur sadipscing elitr, sed diam nonumy eirmod tempor invidunt ut labore et dolore magna aliquyam erat, sed diam voluptua. At vero eos et accusam et justo duo dolores et ea rebum. Stet clita kasd gub rgren, no sea takimata sanctus est Lorem ipsum dolor sit amet, consetetur sadipscing elitr, sed diam nonumy eirmod tempor invidunt ut lab ore sit et dolore magna.

### **5.1 Practical Application of This Study**

In this project, the necessary steps for constructing an end-to-end streamflow forecasting system were discussed. These steps include the use

### **5.2 Second Level Title: First Letters Capital**

Lorem ipsum dolor sit amet, consetetur sadipscing elitr, sed diam nonumy eirmod tempor invidunt ut labore et dolore magna aliquyam erat, sed diam voluptua. At vero eos et accusam et justo duo dolores et ea rebum. Stet clita kasd gub rgren, no sea

#### **5.2.1 Third level title: Only first letter capital**

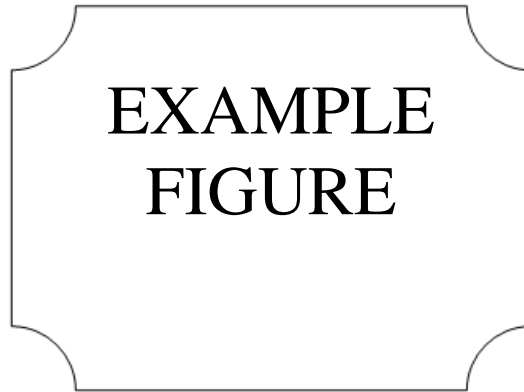
Lorem ipsum dolor sit amet, consetetur sadipscing elitr, sed diam nonumy eirmod tempor invidunt ut labore et dolore magna aliquyam erat, sed diam voluptua. At vero eos et accusam et justo duo dolores et ea rebum. Stet clita kasd gub rgren, no sea

##### **5.2.1.1 Fourth level title: Only first letter capital**

Stet clita kasd gub rgren, no sea takimata sanctus est Lorem ipsum dolor sit amet, consetetur sadipscing elitr, sed diam nonumy eirmod tempor invidunt ut lab ore sit et dolore magna.

##### **Fifth level title: Only first letter capital**

Lorem ipsum dolor sit amet, consetetur sadipscing elitr, sed diam nonumy eirmod tempor invidunt ut labore et dolore magna aliquyam erat, sed diam voluptua.



**Figure 5.1** : Example figure in chapter 5.

This indicates that the ANN is accurate at base flow and flow height values lower than 3 m.

**Table 5.1** : Example table in chapter 5.

Column A	Column B	Column C	Column D
Row A	Row A	Row A	Row A
Row B	Row B	Row B	Row B
Row C	Row C	Row C	Row C

Stet clita kasd gub rgren, no sea takimata sanctus est Lorem ipsum dolor sit amet, consetetur sadipscing elitr, sed diam nonumy eirmod tempor invidunt ut lab ore sit et dolore magna. Stet clita kasd gub rgren, no sea takimata sanctus est Lorem ipsum dolor sit amet, consetetur sadipscing elitr, sed diam nonumy eirmod tempor invidunt ut lab ore sit et dolore magna.

Stet clita kasd gub rgren, no sea takimata sanctus est Lorem ipsum dolor sit amet, consetetur sadipscing elitr, sed diam nonumy eirmod tempor invidunt ut lab ore sit et dolore magna. Stet clita kasd gub rgren, no sea takimata sanctus est Lorem ipsum dolor sit amet, consetetur sadipscing elitr, sed diam nonumy eirmod tempor invidunt ut lab ore sit et dolore magna.



## **6. REALISTIC CONSTRAINTS AND CONCLUSIONS**

Lorem ipsum dolor sit amet, consetetur sadipscing elitr, sed diam nonumy eirmod tempor invidunt ut labore et dolore magna aliquyam erat, sed diam voluptua. At vero eos et accusam et justo duo dolores et ea rebum. Stet clita kasd gub rgren, no sea takimata sanctus est Lorem ipsum dolor sit amet, consetetur sadipscing elitr, sed diam nonumy eirmod tempor invidunt ut lab ore sit et dolore magna.

### **6.1 Practical Application of this Project**

Lorem ipsum dolor sit amet, consetetur sadipscing elitr, sed diam nonumy eirmod tempor invidunt ut labore et dolore magna aliquyam erat, sed diam voluptua. At vero eos et accusam et justo duo dolores et ea rebum. Stet clita kasd gub rgren, no sea takimata sanctus est Lorem ipsum dolor sit amet, consetetur sadipscing elitr, sed diam nonumy eirmod tempor invidunt ut lab ore sit et dolore magna.

### **6.2 Realistic Constraints**

**\*\*\*VERY IMPORTANT\*\*\*** In your final report, in your conclusion chapter you have to include discussion and information for “Realistic Constraints” in your design including “Social, Environmental and Economic Impact”, “Cost Analysis” and “Standards” sections. You should discuss outcomes of your project.

Realistic Constraints: When you are making your own design, you should consider about its realistic constraints. You should be able to identify, formulate and solve engineering problems with relevant standards within a certain budget and timeline. You should also understand the impact of engineering solutions on societal, economic and environmental issues. Students should consider realistic constraints while they design a solution for the problem. A designer must consider certain engineering standards, meet the available time limits and make sure cost of his design does not exceed the available budget. Students should evaluate the social, environmental and economic impacts of the project and potential risks of harm the outcome of the project

might pose on health and safety of the user. Students should also list the standards their solution should will adhere to.

### **6.2.1 Social, environmental and economic impact**

What are the social, environmental and economic impact of this project? Not all the projects have all of these aspects. Some can have a major economic aspect but very small social one. Some can have only an environmental aspect. Think about these important issues and state how the end results of this project can affect the society, environment and the economy. As engineers, we are responsible for the outcomes of our work. What you do here might not save the world, might not cure cancer and might not bring world peace, but it may have some impact. In this section, discuss possible impacts and the uses of your project.

### **6.2.2 Cost analysis**

Here make a cost analysis for the research and development work you are doing for your project. Include the labor and design costs. Give yourself a decent salary and calculate the hours you are putting on this project for both the research and development part. Also include the cost of all the parts (electrical, mechanical... etc.) you are using in your work.

### **6.2.3 Standards**

Please mention and discuss the relevant engineering standards about this project. Your design should conform to available engineering standards. You should give special emphasis to IEEE, IET, EU and Turkish standards. Also do not forget that engineering code of conduct should be followed.

### **6.2.4 Health and safety concerns**

Students must analyze how the end product may pose a risk of harm to users. All potential health and safety concerns associated with the end product must be listed clearly.

## **6.3 Future Work and Recommendations**

Discuss possible future work on the project subject matter.

## REFERENCES

- Abrahart, R. J., and See, L.** (1998). Neural Network vs. ARMA Modelling: Constructing Benchmark Case Studies of River Flow Prediction. In GeoComputation '98. *Proceedings of the Third International Conference on GeoComputation*, University of Bristol, United Kingdom, 17–19 September (CD-ROM).
- Abrahart, R. J., and See, L.** (2000). Comparing neural network and autoregressive moving average techniques for the provision of continuous river flow forecasts in two contrasting catchments, *Hydrolog. Process.*, **14**, 2157–2172.
- Acar, M. H. and Yılmaz, P.** (1997). Effect of tetramethylthiuramdisulfide on the cationic polymerization of cyclohexeneoxide, *The 2<sup>nd</sup> International Conferences on Advanced Polymers via Macromolecular Engineering*, Orlando, Florida, USA, April 19-23.
- Altan, N.** (2003). *Bilgisayar Terimleri Ansiklopedik Sözlüğü* (3. bs.). Ankara: Sistem Yayıncılık.
- Araz, T.** (1992). *Atölye tipi üretim için benzetim amaçlı uzman sistem*. (Doktora tezi). İSTANBUL Teknik Üniversitesi, Fen Bilimleri Enstitüsü, İSTANBUL.
- Armstrong, D.B., Fogarty, G.J., & Dingsdag, D.** (2007). Scales measuring characteristics of small business information systems. *Proceedings of Research, relevance and rigour: coming of age: 18th Australasian Conference on Information Systems*. Toowoomba, Australia: University of Southern Queensland.
- ASTM standards on geosynthetics.** (2000). West Conshohocken, Penn: ASTM.
- ASTM** (2012). *Standard Practice for Sampling of Geosynthetics and Rolled Erosion Control Products(RECPs) for Testing* (ASTM D4354-12). Retrieved from [http://enterprise.astm.org/filtrexx40.cgi?+REDLINE\\_PAGES/D4354.htm](http://enterprise.astm.org/filtrexx40.cgi?+REDLINE_PAGES/D4354.htm)
- Beethoven, L. v.** (1812). *Symphony, No. 7 in A, Opus 92*. New York: Dover. (1998)
- Bilim** (t.y.). *Vikipedi*. Erişim: 05 Şubat, 2013, <http://tr.wikipedia.org/wiki/Bilim>
- Bilim etiği ve bilimde sahtekarlık.** (t.y.). Erişim: 04 Nisan 2006, <http://www.aek.yildiz.edu.tr/bilim.htm>
- Box, G. E. P. & Jenkins, J. M.** (1976). *Time Series Analysis: Forecasting and Control*. San Francisco, CA.: Holden-Day.
- Burger, J., Gochfeld, M., Jeitner, C., Burke, S., Stamm, T., Snigaroff, R., ..... Weston, J.** (2007). Mercury levels and potential risk from subsistence foods from the Aleutians. *Science of The Total Environment*, **384**, 93-105. doi:10.1016/2007.05.004.

- Burke, F. ve Uğurtaş, G.** (1974). Trakya havzasının sismik incelemesi (Rapor No. 2047). Ankara : TPAO Kurumsal Raporu.
- Burçak, P., Rengin, R., Ceylan, L. A., ve Salas, J. D.** (1993). Türkiye’de kıyı bölgelerinde uzaktan algılama uygulamaları. *Yazılım Dergisi*, 144 (4-5), 193-211.
- Chester, R.** (2002). Materials Selection and Engineering. In A.A. Baker, L.R.F. Rose, R. Jones (Eds.), *Advances in the Bonded Composite Repair of Metallic Aircraft Structure* (Vol. 1, pp.19-40). Retrieved from <http://www.sciencedirect.com/science/article/pii/B9780080426990500048>
- Chester, R.** (2002). Materials Selection and Engineering. In A.A. Baker, L.R.F. Rose, R. Jones (Eds.), *Advances in the Bonded Composite Repair of Metallic Aircraft Structure* (2nd ed., Vol. 1, pp.19-40) . New York : Wiley.
- Columbia University, Teachers College, Institute for Learning Technologies.** (2000). *Smart cities: New York: Electronic education for the new millennium* [PowerPoint slides]. Retrieved from <http://www.ilt.columbia.edu/publications/index.html>
- Comprehensive Meta-Analysis** (Version 2) [Computer software]. Englewood, NJ : Biostat.
- Deliorman, E. L. ve Duru, O.** (1991). Örgütsel davranış ve yönetim psikolojisi. İçinde R. Yılmaz (Editör), *Kamu ve İnsan Kaynakları Sempozyumu*, 38, (s.237-288). ISTANBUL : Akademi Yayınları.
- Devlet Planlama Teşkilatı.** (2004). *Devlet Yardımlarını Değerlendirme Özel İhtisas Komisyonu Raporu* (Rapor No: DPT: 2681). Ankara: Devlet Planlama Teşkilatı.
- Dvoretzky, D. P.** (n.d.). *History: Pavlov Institute of Physiology of the Russian Academy of Sciences*. Retrieved January 27, 2007, from [http://www.infran.ru/history\\_eng.htm](http://www.infran.ru/history_eng.htm)
- Erkin, U. C.** (1995). Altı Prelüd [V. Erman]. *Ulvi Cemal Erkin: Complete works for piano solo* [CD]. Avusturya: Hungaroton Classic. (1994)
- Friedlander, M. L., Escudero, V., & Heatherington, L.** (2002). E-SOFTA: System for Observing Family Therapy Alliances [Software and training videos]. Unpublished instrument. Retrieved May 5, 2005. Available from <http://www.softa-soatif.com/>
- Graham, G.** (2005). Behaviorism. In E. N. Zalta (Ed.), *The Stanford encyclopedia of philosophy*. Retrieved January 28, 2007, from <http://plato.stanford.edu>
- Harper, E. B.** (2007). *The role of terrestrial habitat in the population dynamics and conservation of pond-breeding amphibians* (Doctoral dissertation). Retrieved from <http://edt.missouri.edu/>
- Harper, E. B.** (2007). *The role of terrestrial habitat in the population dynamics and conservation of pond-breeding amphibians* (Master’s project). Available from ProQuest Dissertations and Theses database (UMI No. 1434728).

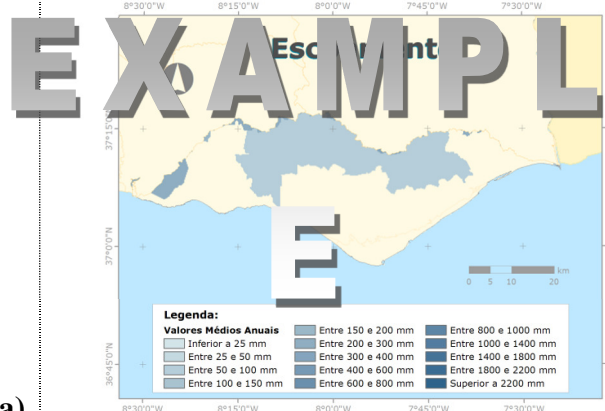
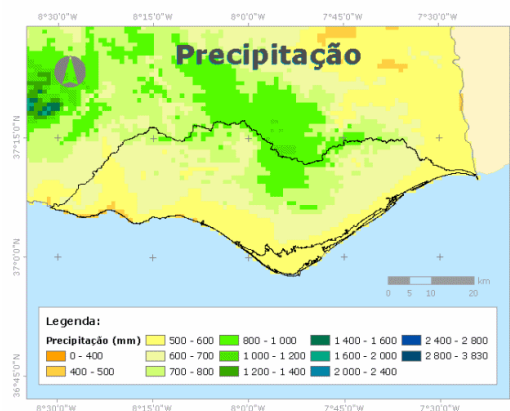
- Hartog, D., ve Pieter, J.** (1949). *Mekanik titreşimler* (S. Palavan ve Z.Demirgüç, Çev.). ISTANBUL : ISTANBUL Teknik Üniversitesi.
- Hazar, Ç.M.** (2012). *Kurumsal iletişimin örgütsel bağlılığa etkisi* (Doktora tezi). Marmara Üniversitesi, Sosyal Bilimler Enstitüsü, ISTANBUL.
- Heuristic.** (n.d.). In Merriam-Webster's online dictionary. Retrieved October 20, 2005, from <http://www.m-w.com/dictionary/>
- Hızlan, D.** (2013, 5 Şubat). Radyo günleri artık internette. *Hürriyet Gazetesi*. Erişim adresi <http://www.hurriyet.com.tr/yazarlar/22523841.asp>
- Hilts, P. J.** (1999, February 16). In forecasting their emotions, most people flunk out. *The New York Times*. Retrieved from <http://www.nytimes.com>
- İlköğretim ve Eğitim Kanunu.** (1961). **T. C. Resmi Gazete, 10705, 12 Ocak 1961.**
- LePichon, X.** (1997). Kişisel görüşme. 15 Mayıs, ISTANBUL.
- Leroux, G.** (2008). The phantom of the opera. Retrieved from <http://books.google.com/books> (Original work published 1911)
- Mynne, B. M.** (2003). *U.S. Patent No. 6,606,963*. Washington, DC: U.S. Patent and Trademark Office.
- Oldani, M. D.** (2010). *European Patent No. EP 2178546 (A1)*. Retrieved from Scopus.
- Moore, C.** (1991). Mass Spectrometry. In *Encyclopedia of chemical technology* (4th ed.) (Vol 15, pp. 1071-1094). New York, NY: Wiley.
- Neurology.** (1982). In Webster's new world dictionary of the American language (2nd ed.). New York: Simon and Schuster.
- New child vaccine gets funding boost.* (2001). Retrieved March 21, 2001, from [http://news.ninemsn.com.au/health/story\\_13178.asp](http://news.ninemsn.com.au/health/story_13178.asp)
- Simpson, B.** (Producer) & Johnson, T. (Director). (2004). *The corporation* [DVD]. Canada: Big Picture Media Corporation.
- Spielberg, S.** (Producer) & Spielberg, S. (Director). (1993). *Schindler's list* [Motion picture]. California : Universal Picture.
- Kempster, A.** (1998). Recent Developments in Chemical Vapour Deposition. *WebSitenin Adı*. Retrieved March 11, 2004, from <http://.....>
- O'Keefe, E.** (t.y.). *Egoism & the crisis in Western values*. Retrieved January 7, 2013 from <http://www>.
- Star trek planet classifications.** (n.d.). *Wikipedia*. Retrieved October 14, 2010, from <http://en.wikipedia.org.....>
- Şengör, haritalarını bağışladı.** (2013, 23 Ekim). *Cumhuriyet*, s.20.
- Url-1** <<http://www.mohid.com>>, erişim tarihi 29.06.2012.
- Url-2** <<http://www.elet.polimi.it/>>, erişim tarihi 10.01.2013.
- Url-3** <<http://www.mohid.com>>, date retrieved 29.06.2006.
- 3458 Sayılı Mühendislik ve Mimarlık Hakkında Kanun.** (1938). *T. C. Resmi Gazete, 3945, 28 Haziran 1938.*

- [1] **Abrahart, R. J. ve See, L.** (1998). Neural Network vs. ARMA Modelling: Constructing Benchmark Case Studies of River Flow Prediction. In GeoComputation '98. Proceedings of the Third International Conference on GeoComputation, University of Bristol, United Kingdom, 17–19 Eylül (CD-ROM).
- [2] **Abrahart, R. J. ve See, L.** (2000). Comparing neural network and autoregressive moving average techniques for the provision of continuous river flow forecasts in two contrasting catchments, *Hydrolog. Process.*, **14**, 2157–2172.
- [3] **Url-3** <<http://www.mohid.com>>, date retrieved 29.06.2006.
- [4] **Spielberg, S.** (Producer) & Spielberg, S. (Director). (1993). *Schindler's list* [Motion picture]. California: Universal Picture.

## **APPENDICES**

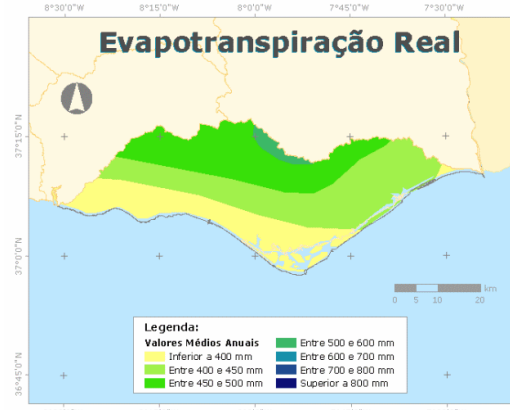
### **APPENDIX A: Maps**

APPENDIX A

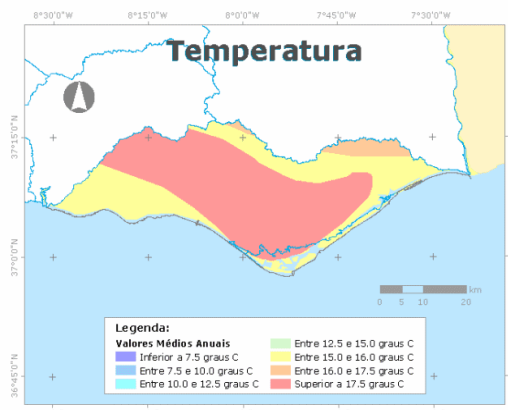


(a)

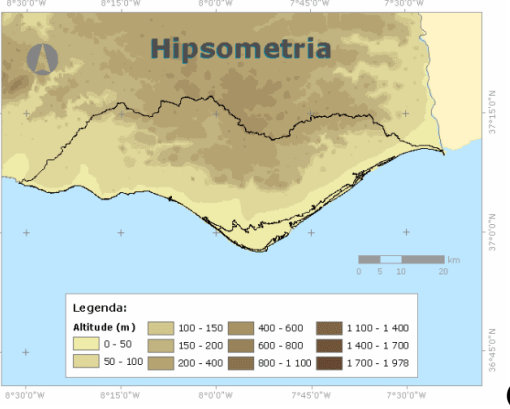
(b)



(c)



(d)



(e)



(f)

Figure A.1 : Regional maps: (a)Rain. (b)Flow. (c)Evapotranspiration ...




**Table A.1** : Example table in appendix.

Column A	Column B	Column C	Column D
Row A	Row A	Row A	Row A
Row B	Row B	Row B	Row B
Row C	Row C	Row C	Row C



**CURRICULUM VITAE**



**Name Surname** :

**Place and Date of Birth** :

**E-Mail** :

The details for the CV of the project group member. Repeat this page for all project group members.